


Product Data Sheet



- Type 701
- Type 703
- Type 704
- Type 705
- Type 707

Description

These insulations are made of inorganic glass fibers with a thermosetting resin binder and formed into flexible, semi-rigid or rigid rectangular boards of varying densities. Types 703, 704 and 705 are available with factory-applied FRK or ASJ facings. Both facings are vapor retarders and provide a neat, finished appearance in mechanical applications.

Key Features

- FIBERGLAS™ 700 Series Insulations save energy and reduce heat transfer, lowering operating costs.
- Available in five densities, providing a selection of products to meet specific performance, appearance and economic requirements.
- Resists damage and maintain structural integrity and efficiency.
- Efficiently reduces sound transmission.

Physical Property Data

Property	Test Method	Value									
Equipment Operating Temperature Limitation ¹	ASTM C 411	0 to 450°F (-18°C to 232°C)									
Insulation Jacket Temperature Limitation	ASTM C 1136	-20°F to 150°F (-29°C to 66°C)									
Jacket Permeance	ASTM E 96, Proc. A	0.02 perm									
Jacket Burst Strength	ASTM D 774	FRK: 35 psi; ASJ: 55 psi									
Compressive Strength (minimum) at 10% deformation at 25% deformation	ASTM C 165	<table border="0" style="width: 100%;"> <tr> <td style="text-align: center;">Type 703</td> <td style="text-align: center;">Type 704</td> <td style="text-align: center;">Type 705</td> </tr> <tr> <td style="text-align: center;">25 lb/ft² (1197 Pa)</td> <td style="text-align: center;">60 lb/ft² (2873 Pa)</td> <td style="text-align: center;">200 lb/ft² (9576 Pa)</td> </tr> <tr> <td style="text-align: center;">90 lb/ft² (4309 Pa)</td> <td style="text-align: center;">225 lb/ft² (10.8 kPa)</td> <td style="text-align: center;">—</td> </tr> </table>	Type 703	Type 704	Type 705	25 lb/ft ² (1197 Pa)	60 lb/ft ² (2873 Pa)	200 lb/ft ² (9576 Pa)	90 lb/ft ² (4309 Pa)	225 lb/ft ² (10.8 kPa)	—
Type 703	Type 704	Type 705									
25 lb/ft ² (1197 Pa)	60 lb/ft ² (2873 Pa)	200 lb/ft ² (9576 Pa)									
90 lb/ft ² (4309 Pa)	225 lb/ft ² (10.8 kPa)	—									
Water Vapor Sorption	ASTM C 1104	<2% by weight at 120°F (49°C), 95% R.H.									
Nominal Density	ASTM C 167	Type 701: 1.5 pcf (24 kg/m ³)									
	ASTM C 303	Type 703: 3.0 pcf (48 kg/m ³)									
		Type 704: 4.2 pcf (67 kg/m ³)									
		Type 705: 6.0 pcf (96 kg/m ³)									
		Type 707: 7.0 pcf (112 kg/m ³)									
Surface Burning Characteristics ²	UL 723, ASTM E 84 or CAN/ULC-S102										
Flame Spread		25									
Smoke Developed		50									

1. Maximum thickness at 450°F (232°C): Type 701: 6" (152mm); Type 703, 704, 705: 4" (102mm).

2. The surface burning characteristics of these products have been determined in accordance with UL 723, ASTM E 84 or CAN/ULC-S102. This standard should be used to measure and describe the properties of materials, products or assemblies in response to heat and flame under controlled laboratory conditions and should not be used to describe or appraise the fire hazard or fire risk of materials, products or assemblies under actual fire conditions. However, results of this test may be used as elements of a fire risk assessment which takes into account all of the factors which are pertinent to an assessment of the fire hazard of a particular end use. Values are reported to the nearest 5 rating.

- FIBERGLAS™ 700 Series Insulations are available in:
 - 24"x48" (610mm x 1219mm) in thicknesses from 1" (25mm) to 4" (102mm) in ½" (13mm) increments
 - Maximum thickness, Type 705, is 3" (76mm)
 - Type 704 is made-to-order

Product Applications

701 – Lightweight, resilient, flexible insulation in sheet form, used on vessels with irregular surfaces where an exterior finish will be supported mechanically.
 703, 704 – Semi-rigid boards for use on equipment, vessels and air conditioning ductwork.
 705 – A high strength rigid board for use on chillers, hot and cold

equipment, and heating and air conditioning ductwork where high abuse resistance and good appearance are required. 707 – For use in acoustical wall panels and specialized ceiling applications.

Technical Information

Type 701 is a lightweight, unfaced, flexible insulation in batt form for use on vessels having irregular surfaces, where the compressive strength is not a performance criterion. Types 703, 704 and 705 are board insulations usually impaled over welded pins on flat surfaces. They are cut in segments and banded in place on irregular surfaces. Unfaced boards are normally finished with reinforced insulating cement or weatherproof mastic.

Product Data Sheet

ASJ- or FRK-faced insulation boards shall be applied using mechanical fasteners such as weld pins or speed clips. Fasteners shall be located not less than 3" (75mm) from each edge or corner of the board.

Pin spacing along the equipment should be no greater than 12" (300mm) on centers. Additional pins or clips may be required to hold the insulation tightly against the surface where cross breaking is used for stiffening. Weld pin lengths must be selected to ensure tight fit but avoid "oil-canning."

In multiple layer applications, use faced material on outer layer only. Where a vapor retarder is required, cover pins and clips with vapor sealing, pressure-sensitive patches matching insulation facing. Rub hard with a plastic sealing tool to ensure a tight bond and a vapor seal.

All insulation joints should be sealed with pressure-sensitive joint sealing tape to match the insulation facing. Rub hard with a plastic sealing tool to effect a tight bond. Recommended practice suggests 3" (76mm) wide tape on flat surfaces or where edges are shiplapped and stapled. Use 5" (102mm) wide tape in lieu of shiplapping. If insulation is being applied to sheet metal duct work, all sheet metal joints must be sealed prior to insulating. Glass fabric and mastic may be used in lieu of pressure-sensitive tape.

Thermal Performance

ASTM C 680 (Type 703)

Thickness in. (mm)	Operating Temperature, °F (°C)									
	250 (121)		300 (149)		350 (177)		400 (204)		450 (232)	
	HL	ST	HL	ST	HL	ST	HL	ST	HL	ST
1.0 (25)	27	98	42	106	57	114	75	123	95	133
1.5 (38)	19	93	29	99	40	105	52	112	66	119
2.0 (51)	15	90	22	95	31	100	40	105	50	111
2.5 (64)	12	88	18	92	25	96	32	101	41	106
3.0 (76)	10	87	15	91	21	94	27	98	34	102
3.5 (89)	9	86	13	89	18	92	23	96	30	99
4.0 (102)	8	86	11	88	16	91	21	94	26	97

The above table provides approximate heat loss values (HL), Btu/hr•ft², and Surface Temperatures (ST), °F, for flat surfaces. Values are based on horizontal heat flow, vertical flat surface, 80°F ambient temperature, still air, ASJ jacket. To convert heat loss values to W/m², multiply values by 3.15. To convert surface temperatures, use the formula: °C = (°F-32)/1.8. For similar information using other assumptions, contact your Owens Corning Representative.

Sound Absorption Coefficients

ASTM C 423; Mounting: Type A – Material placed against a solid backing.

Product Type	Thickness		Octave Band Center Frequencies, Hz						
	in.	(mm)	125	250	500	1000	2000	4000	NRC
701, plain	1	(25)	0.17	0.33	0.64	0.83	0.90	0.92	0.70
	2	(51)	0.22	0.67	0.98	1.02	0.98	1.00	0.90
703, plain	1	(25)	0.11	0.28	0.68	0.90	0.93	0.96	0.70
	2	(51)	0.17	0.86	1.14	1.07	1.02	0.98	1.00
705, plain	1	(25)	0.02	0.27	0.63	0.85	0.93	0.95	0.65
	2	(51)	0.16	0.71	1.02	1.01	0.99	0.99	0.95
703, FRK	1	(25)	0.18	0.75	0.58	0.72	0.62	0.35	0.65
	2	(51)	0.63	0.56	0.95	0.79	0.60	0.35	0.75
705, FRK	1	(25)	0.27	0.66	0.33	0.66	0.51	0.41	0.55
	2	(51)	0.60	0.50	0.63	0.82	0.45	0.34	0.60
703, ASJ	1	(25)	0.17	0.71	0.59	0.68	0.54	0.30	0.65
	2	(51)	0.47	0.62	1.01	0.81	0.51	0.32	0.75
705, ASJ	1	(25)	0.20	0.64	0.33	0.56	0.54	0.33	0.50
	2	(51)	0.58	0.49	0.73	0.76	0.55	0.35	0.65

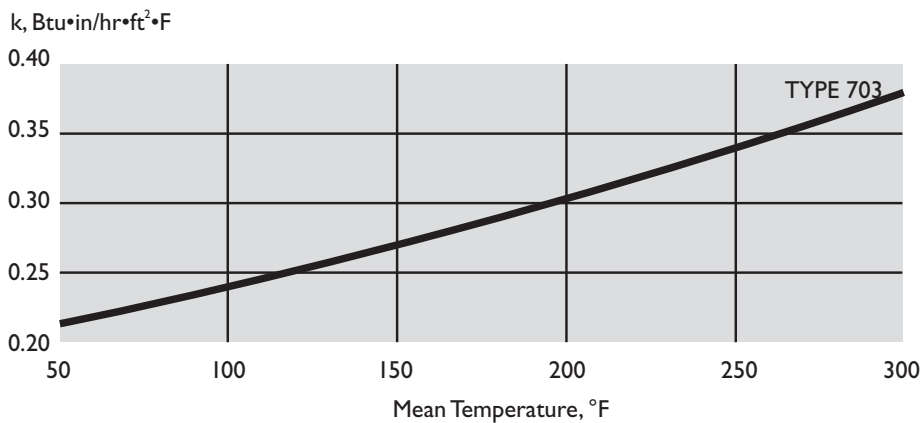
Values given are for design approximations only; production and test variabilities will alter results. Specific designs should be evaluated in end-use configurations.

Product Data Sheet

Thermal Conductivity

Mean Temp. °F	k, Btu•in/hr•ft ² •°F				Mean Temp. °C	λ, W/m•C			
	701	703	704	705		701	703	704	705
50	0.22	0.21	0.22	0.22	10	0.032	0.030	0.032	0.032
75	0.24	0.23	0.23	0.23	25	0.035	0.033	0.034	0.034
100	0.26	0.24	0.25	0.25	50	0.040	0.036	0.038	0.037
150	0.30	0.27	0.28	0.27	75	0.045	0.040	0.042	0.041
200	0.35	0.30	0.31	0.30	100	0.052	0.045	0.046	0.045
250	0.40	0.34	0.35	0.33	125	0.059	0.050	0.051	0.049
300	0.46	0.38	0.39	0.37	150	0.067	0.055	0.056	0.053

Thermal Conductivity

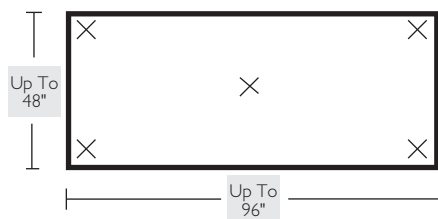


Apparent thermal conductivity curve determined in accordance with ASTM Practice C 1045 with data obtained by ASTM Test Method C 177. Values are nominal, subject to normal testing and manufacturing tolerances.

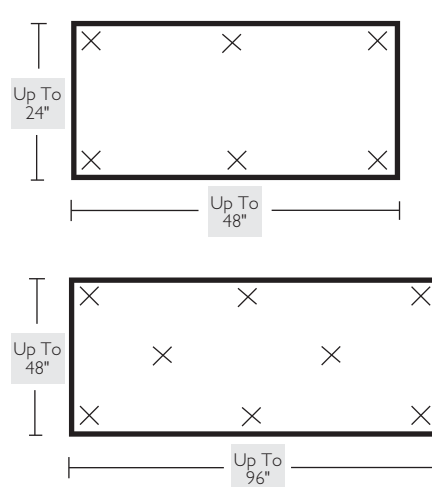
703, 704 and 705 Series Recommended Impaling Pin Patterns

Pins should be located 3-8" from the edges of the board

Walls: 703 and 705 Series Insulation



Ceilings: 703 and 705 Series Insulation



Standards, Codes Compliance

- ASTM C553, Mineral Fiber Blanket Thermal Insulation, Type III – Type 701
- ASTM C612, Mineral Fiber Block & Board Thermal Insulation, Types IA, IB – Types 703, 704, 705, 707
- ASTM C795, Thermal Insulation For Use Over Austenitic Stainless Steel*
- ASTM C1136, Flexible Low Permeance Vapor Retarders for Thermal Insulation, Type I: ASJ; Type II: FRK
- Nuclear Regulatory Commission Guide 1.36, Non-Metallic Thermal Insulation*
- New York City MEA No. 227-83 – Types 703 & 705, plain and FRK-faced
- CAN/CGSB-51.10 – Type I, Class I – Types 703, 704
- NFPA 90A and 90B
- California Insulation Quality Standards CA-T052

* Preproduction qualification testing complete and on file. Chemical analysis of each production lot required for total conformance.



Product Data Sheet

Environmental and Sustainability

Owens Corning is a worldwide leader in building material systems, insulation and composite solutions, delivering a broad range of high-quality products and services.

Owens Corning is committed to driving sustainability by delivering solutions, transforming markets and enhancing lives. More information can be found at www.sustainability.owenscorning.com.



5% Post-consumer
52% Pre-consumer

SCIENTIFIC CERTIFICATION SYSTEMS
SCS-MC-02066

Disclaimer of Liability

Technical information contained herein is furnished without charge or obligation and is given and accepted at recipient's sole risk. Because conditions of use may vary and are beyond our control, Owens Corning makes no representation about, and is not responsible or liable for the accuracy or reliability of data associated with particular uses of any product described herein. Nothing contained in this bulletin shall be considered a recommendation.



OWENS CORNING INSULATING SYSTEMS, LLC
ONE OWENS CORNING PARKWAY
TOLEDO, OHIO 43659

1-800-GET-PINK®
www.owenscorning.com

Pub. No. 14775-O. Printed in U.S.A. January 2012. THE PINK PANTHER™ & ©1964-2012 Metro-Goldwyn-Mayer Studios Inc. All Rights Reserved. The color PINK is a registered trademark of Owens Corning. ©2012 Owens Corning.

